

RV METEOR / DBBH

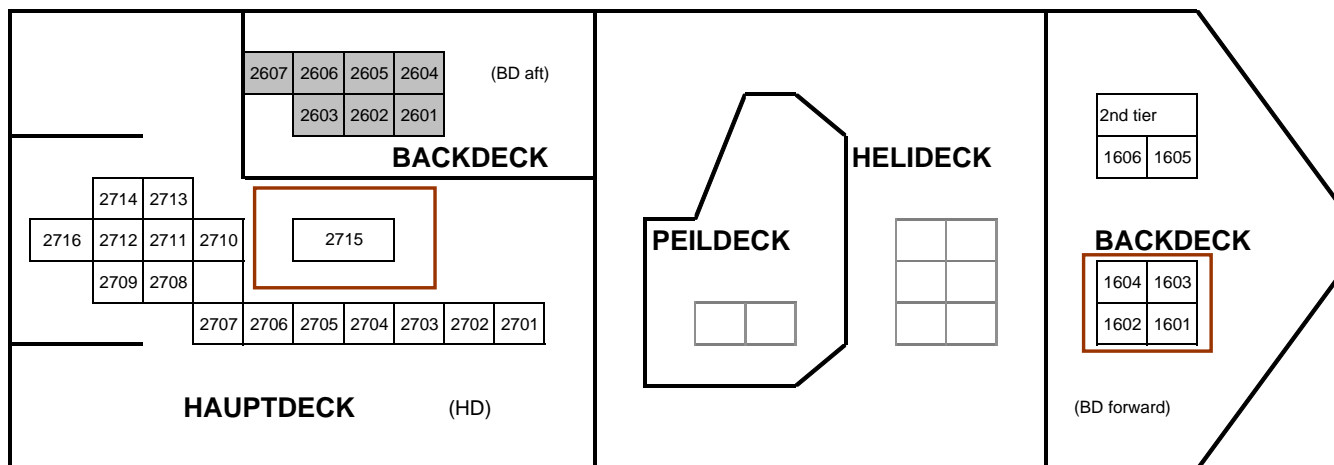
Master: \_\_\_\_\_

Port: \_\_\_\_\_

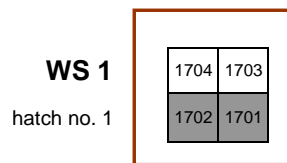
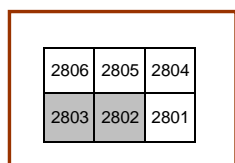
Voyage: \_\_\_\_\_

Issue: \_\_\_\_\_

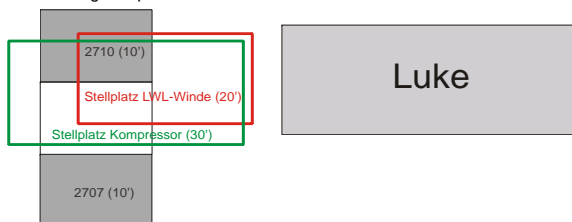
### Stauplan / Stowage Plan



	Cont. No. / General Cargo	Weight [mt]	Stowage	Remarks
1	ASDE 02	5,5 to	2605-06	DWD-Container
2	Helium Gas bottle	2,4 to	2603+2607	DWD Gas bottles
3	HBSU 100704-1	2,2 to	2604	SOPEP-Container
4	BCHU 240 125-0	7,5 to	2601-02	Lab-Container
5	RAVU 030 141-1	9,5 to	1701-02	Provision-Container
6	MEBO-Frame	1,5 to	ontop 1701-02	on top of Canteen-Container
7	mobile M-Winde	3,0 to	2802	mobile Meteor Winde
8	spooling winch	6,0 to	2803	General Cargo without
9	Kernabsatzgestell	2,9 to	ontop 2601-02	on top of Lap-Container
10	parts of grav. core frame	3,4 to	BD fwd	Zapfen + Adapter
11				
12				
13				
14				
15				
16				
17				
18				



Verfeinerung Stellplätze hinter der Luke



METEOR-own equipment

**additionally general equipment:**
